

AFS Systems

Automatic Flushing Stations



Key Features

- Easy Wall Installation
- Lockable Enclosure
- CPVC Fittings
- 1" Ball Valve
- 28-Day Timer
- Overflow Sensor

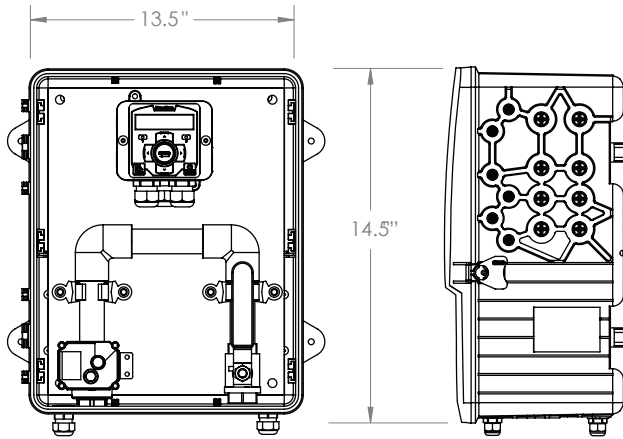
Application

The Advantage Controls AFS flushing stations can improve water quality by flushing water lines periodically using a programmable timer with a wide range of automatic activation times. An overflow sensor will automatically stop flushing.

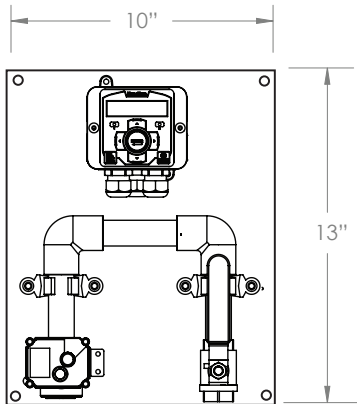
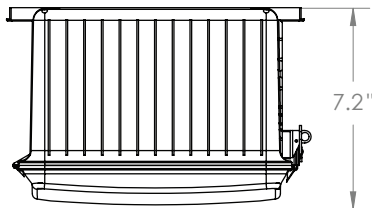
The AFS station encloses the timer, 1" motorized ball valve, and brass shut-off valve in a compact NEMA 4X-style enclosure with a lockable latch. External CPVC piping connections make plumbing from water line to sink or floor drain.

Models

- AFS-01** Control and plumbing on panel
- AFS-02** Control and plumbing in lockable enclosure
- AFS-NANO-C** Controller only



AFS-02



AFS-01

Specifications

Electrical

- **Input:** 100-240 VAC, 50/60 Hz
 - **Control:** Input VAC, 3 Amp / relay
- Pre-wired units are supplied with an 8' (248.84 cm) power cord.

Operational

- **Display:** LCD 1 x 16 backlit alphanumeric
- **Timers included in all models:**
 - Recycle:** HH:MM off cycle, MM:SS on cycle
 - 28-Day:** Weeks, Days, HH:MM run time

Enclosure

NEMA 4X style high impact thermoplastic

Environment

Ambient temperature: 0° to 125°F (-17 to 52°C)
Relative humidity: 0 to 100%
CPVC Plumbing: 180°F (82.2°C) at 80 psi

Overflow Electrode

- **AFS-E-25**

Shipping Weight: Approximately 13 lbs. (5.9 kg)

Get the Advantage

