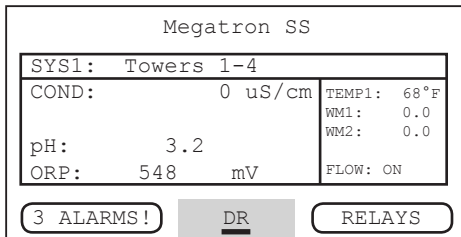


Web Connectivity via Building Supplied Internet

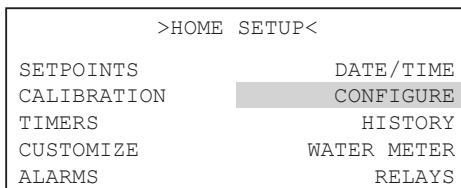
Step 1:

This is the **RUN** Screen. When the controller is communicating with our network correctly, there will be a steady DR or SR code displayed. This means the controller is using a Dynamic IP or Static IP and is connecting to the WebAdvantage servers. If the code alternates DR/DL or SR/SL this usually means that outbound traffic from the controller is making it to our server but the customer's web filter/proxy server/firewall is not allowing return traffic to the controller. Please consult with your local IT department about allowing the assigned IP address and port 80 traffic communications.



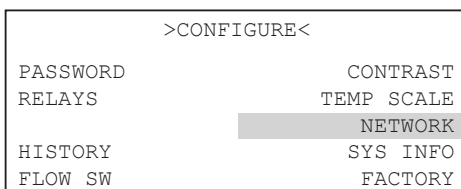
Step 2:

Push the **SET UP RUN** button to get this screen. From here push **CONFIGURE** (Button 7) to go to the next screen.



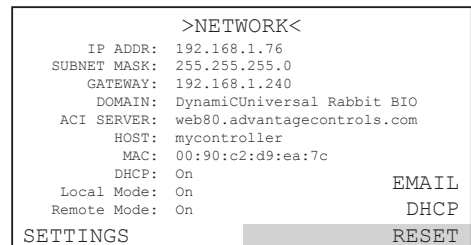
Step 3:

This is the Configure Screen. From here push **NETWORK** (Button 8) to go to the next screen.



Step 4

This is the Network Summary Screen. This screen is a summary of the currently assigned controller network settings. Note: Any changes beyond this point require **RESET** (Button 0) to be pressed and a 60 second restart countdown will begin.



***Note:** DHCP will need to be disabled before additional Static IP buttons will be displayed.

Generally the only time these settings need to be adjusted from default factory settings will be if network security settings need to be specifically adjusted.

Checking Connection

Pinging the controller's IP address from within the network can often determine if a network connection is available.

Only use the supplied crossover cable when using Local Mode connection. Coupler is ok to use in either case.

If you are getting a DR or SR and cannot see the controller on the WebAdvantage summary screen, please check with us to see if you have submitted the connection sheet correctly. If you have not filled out the connection sheet, you can do so online at... http://www.advantagecontrols.com/request_webadv_connect.php