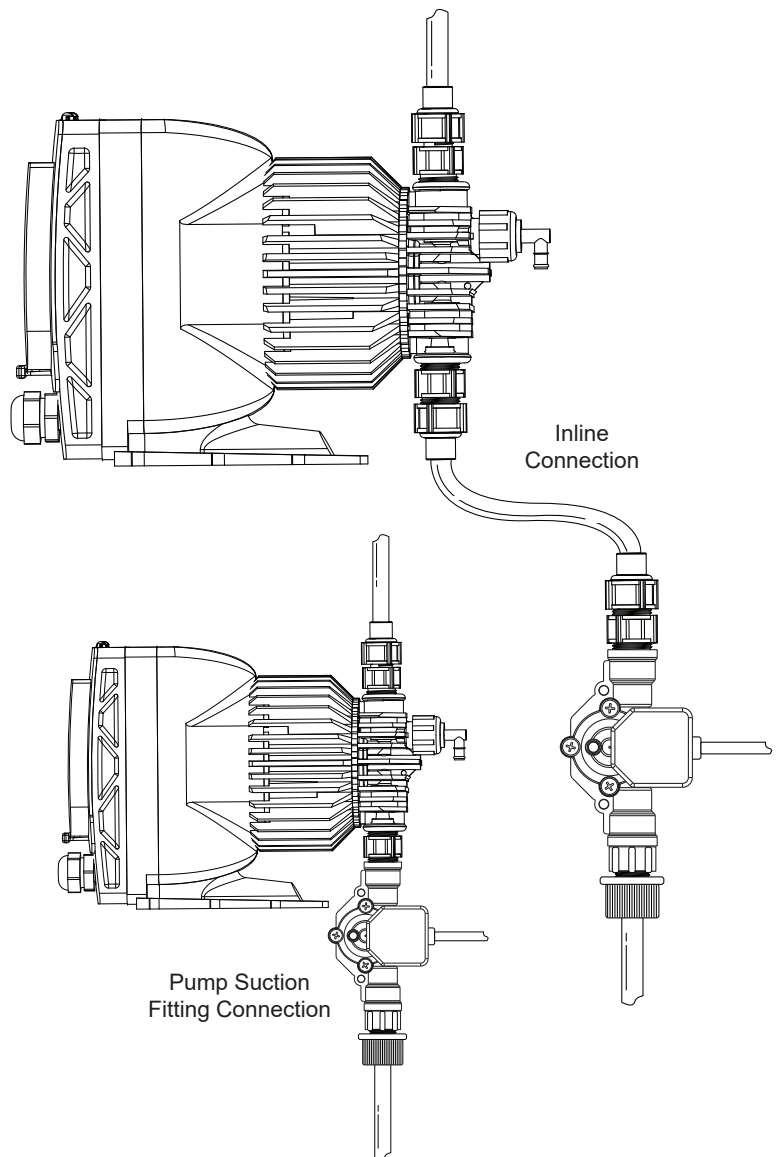
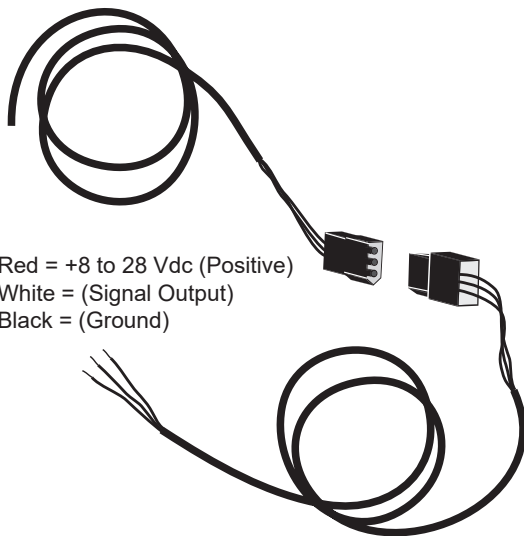


Paddlewheel Flow Meter Installation Instructions

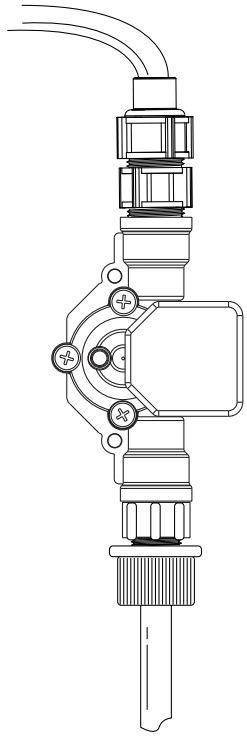
The Paddlewheel Flow Meter is designed for optimum performance when installed on the suction side of a pump head. The Flow Meter is shipped with a pump suction fitting designed to screw directly into the suction side of an Advantage Controls chemical metering pump. An optional inline connection fitting, for use with alternate pumps using 3/8" tubing, is also supplied.

When used with an Advantage Controls B130 pump at full speed and full stroke at 110 psi, the Paddlewheel Flow Meter features a K-factor of 43.37 pulses/mL (1285.56 pulses/oz). The K-factor is relatively unaffected by changes in the injection pressure, but changes to the pump speed or stroke length can significantly alter the K-factor. Likewise, using the Paddlewheel Flow Meter with a non-Advantage pump may also yield a different K-factor. It may be necessary to conduct a field test using a calibration column and pulse accumulator to determine the appropriate K-factor for a particular installation.

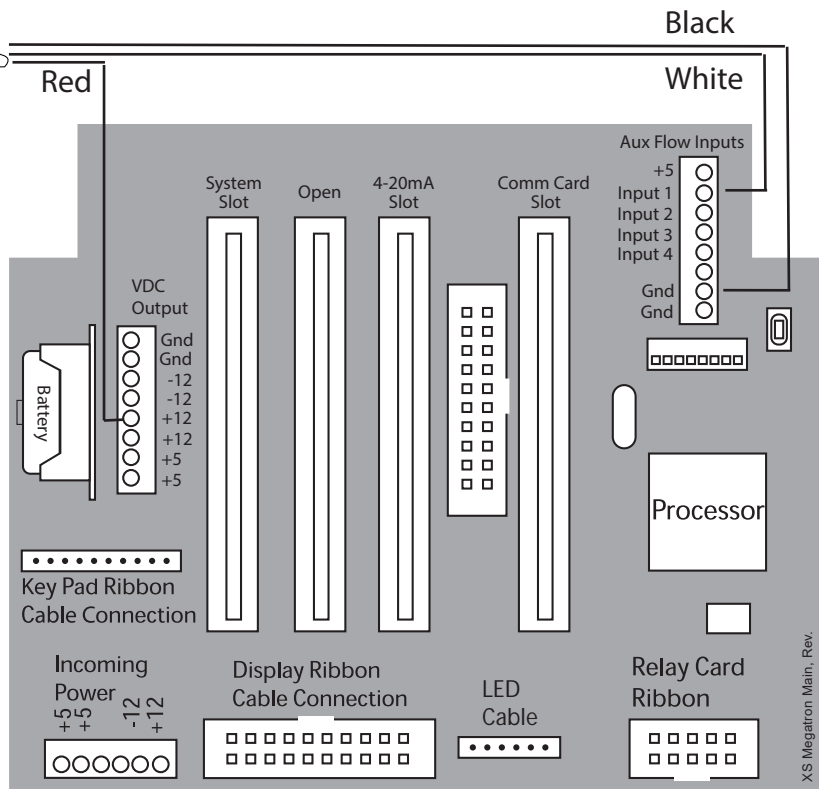
Wiring Diagram



***See back page for wiring**



Paddlewheel Flow Meter Wiring



Get the Advantage



4700 Harold Abitz Dr
 Muskogee, OK 74403
 800-743-7431 phone
 888-686-6212 fax
www.advantagecontrols.com